



York County, Nebraska COVID-19 Business & Human Impact Assessment

April 1, 2020 to April 6, 2020

May 4-May 12

**28 companies answered both the April and May survey. Total responses represent 133 York County businesses

Q1 Respondent Information

Answered: 87

Answered: 74

Are you the business owner?

87 Answers

71 Answers

51 Business owner

54 Business owner

36 Other

20 Other

If not, what is your leadership role

Answered: 42 Skipped: 45

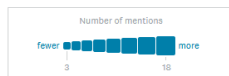
RESPONSES (42) WORD CLOUD TAGS (0)

Cloud View List View

Search responses

Customize

owner office Director Branch Manager
Business Operations



If not, what is your leadership role

Answered: 28 Skipped: 46

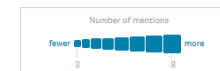
RESPONSES (28) WORD CLOUD TAGS (0)

Cloud View List View

Search responses

Customize

owner Executive Director Manager



Operations & Supply Chain

What is the Current Operating Status of your business?

84 Answers

75 Open

9 Closed

(If open), Current Operating level (100 normal)

75 Answers

72% Average

Operating levels have increased over 13%

(If open) What is your current remote operating level (100) Normal

66 Answers

56% Average

This change shows that fewer are working at home, and those that are, are becoming more productive at home over the last month.

If Closed, What the Closer Forced or Voluntary?

11 Answered

5 chose Forced Closure

6 chose Voluntary Closure

**Not asked in the second survey*

71 Answers

63 Open

8 Closed

63 Answers

83.7% Average

34 Answers

84% Average

Date of Closure

April 1, 2020 to April 6, 2020	May 4-May 12
3/10/2020	3/2/2020
3/14/2020	3/13/2020
3/16/2020	3/15/2020
3/17/2020	3/15/2020
3/17/2020	3/15/2020
3/17/2020	3/16/2020
3/17/2020	3/16/2020
3/18/2020	3/16/2020
3/19/2020	3/16/2020
3/27/2020	3/17/2020
3/28/2020	3/17/2020
	3/17/2020
	3/18/2020
	3/18/2020
	3/19/2020
	3/27/2020
	3/30/2020
	4/6/2020
	4/6/2020
	4/6/2020

*Some of these businesses are reopen

What percentage of your supplies/services are you able to receive?

78 Answers

82% Average

58 Answers

85.7% Average

What percentage of your goods/services are you able to ship/deliver?

69 Answers

87% Average

57 Answers

89% Average

Several businesses commented that while they can deliver/receive, but there are some delays

Workforce

What is your current total employee count?

74 Answers

Average 23 Employees

Medium: 4

Range: 1 - 485

66 Answers

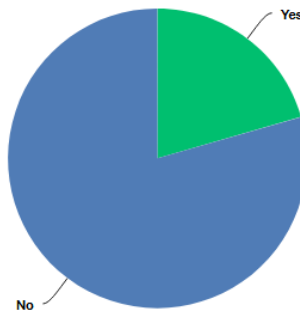
Average 30 Employees

Medium: 4

Range: 1-875

Has your employee count changed due to COVID-19 specifically?

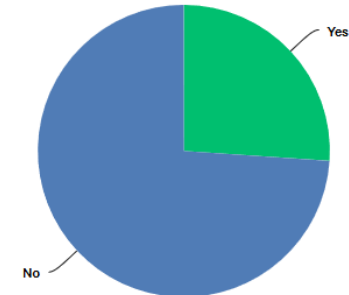
Answered: 73 Skipped: 14



ANSWER CHOICES	RESPONSES	
Yes (1)	20.55%	15
No (2)	79.45%	58
TOTAL		73

Has your employee count changed due to COVID-19 specifically?

Answered: 69 Skipped: 5



ANSWER CHOICES	RESPONSES	
Yes	26.09%	18
No	73.91%	51
TOTAL		69

If yes, workforce change

	Total April Survey	Total May Survey
New hires	3	16
Furloughed		17
Laid off	13	14
Terminated	2	11

If employees are temporarily not reporting for work, what percentage will be paid during the work hiatus? * (Ex. 65% paid and 35% unpaid)

36 Answers
Average 58%

24 Answers
Average 24%
*11 answered no, & 11 answered 100%, with several referring to PPP.

If any employees are paid, approximately how many weeks will they be compensated? *

27 Answers - varied across the board. Below are a sampling.

- Right now, none are being compensated, but if we qualify for PPP, we'll rehire those for the 8 weeks.
- 2 extra if COVID related
- If I have to close, I don't get paid at all
- Several said 0, or only what is accumulated with their sick and vacation leave
- Overall, it ranged to no pay, to paid throughout the crisis.

*Not asked in the second survey

What Percentage of your workforce is currently working remotely?

53 Answers
25%

What Percentage of your workforce is unable to work remotely?

60 Answers
56%

Is the Company providing any temporary aid to unpaid employees during this furlough?

48 Answers

10.42%

On a scale of 1-7 how would you evaluate workforce moral today?

72 Answered

Average Response: 56%

In addition to general health, what is your greatest concern for employees during this time of emergency? *

Answered: 58 Skipped: 29

RESPONSES (58) WORD CLOUD TAGS (0)

Cloud View List View

Search responses

Customize

continue pay bills able stay Financial paid
keep work will stress Mental health job
income

Other Comments: Morale and concern for their families. Hoping that no one comes in here that has been infected and gets the rest of us ill., Being able to provide for their families, We work hard, and we are tired, The uncertainty of remaining open, Emotional Well Being, How will they pay their bills? Financial well being

Finance

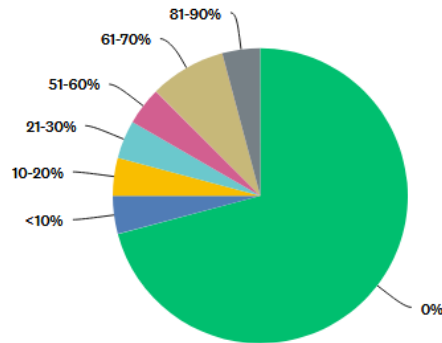
Has your company's weekly revenue experienced an increase or decrease as a result of COVID-19?

69 Answered
 Increase: 4
 Decrease: 50
 No Change: 15

64 Answered
 Increase: 9
 Decrease: 41
 No Change: 14

If increased, please estimate the percent increase.

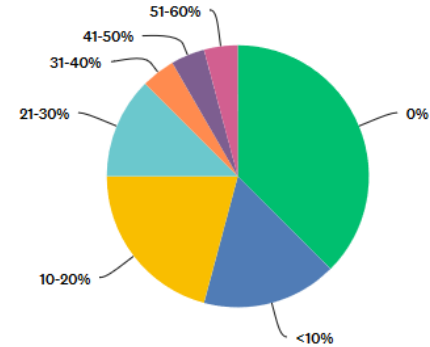
Answered: 24 Skipped: 63



ANSWER CHOICES	RESPONSES
0% (1)	70.83% 17
<10% (2)	4.17% 1
10-20% (3)	4.17% 1
21-30% (4)	4.17% 1
31-40% (5)	0.00% 0
41-50% (6)	0.00% 0
51-60% (7)	4.17% 1
61-70% (8)	8.33% 2
71-80% (9)	0.00% 0
81-90% (10)	4.17% 1
91-100% (11)	0.00% 0
TOTAL	24

If increased, please estimate the percent increase.

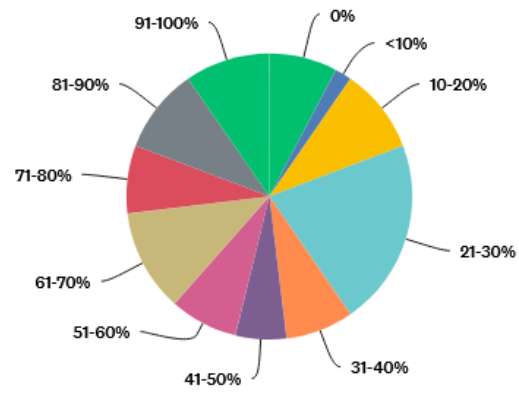
Answered: 24 Skipped: 50



ANSWER CHOICES	RESPONSES
0%	37.50% 9
<10%	16.67% 4
10-20%	20.83% 5
21-30%	12.50% 3
31-40%	4.17% 1
41-50%	4.17% 1
51-60%	4.17% 1
61-70%	0.00% 0
71-80%	0.00% 0
81-90%	0.00% 0
91-100%	0.00% 0
TOTAL	24

If Decreased, please estimate your decrease in revenue

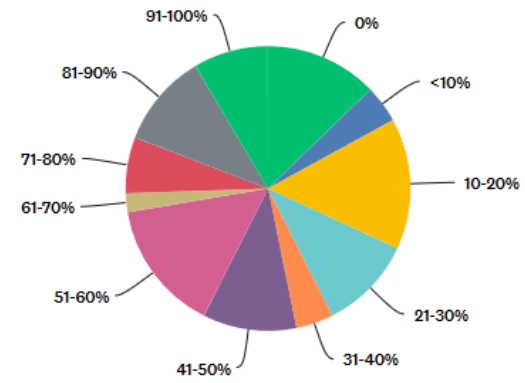
Answered: 52 Skipped: 35



ANSWER CHOICES	RESPONSES
0% (1)	7.69% 4
<10% (2)	1.92% 1
10-20% (3)	9.62% 5
21-30% (4)	21.15% 11
31-40% (5)	7.69% 4
41-50% (6)	5.77% 3
51-60% (7)	7.69% 4
61-70% (8)	11.54% 6
71-80% (9)	7.69% 4
81-90% (10)	9.62% 5
91-100% (11)	9.62% 5
TOTAL	52

If Decreased, please estimate your decrease in revenue

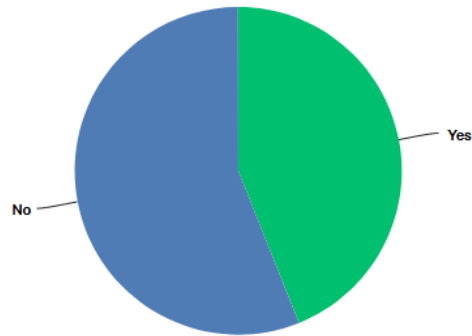
Answered: 47 Skipped: 27



ANSWER CHOICES	RESPONSES
0%	12.77% 6
<10%	4.26% 2
10-20%	14.89% 7
21-30%	10.64% 5
31-40%	4.26% 2
41-50%	10.64% 5
51-60%	14.89% 7
61-70%	2.13% 1
71-80%	6.38% 3
81-90%	10.64% 5
91-100%	8.51% 4
TOTAL	47

Do you have standing lines of credit to help bridge this business interruption?

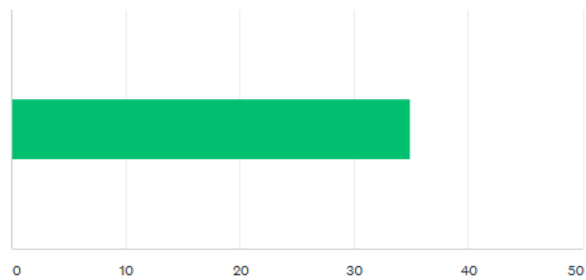
Answered: 66 Skipped: 21



ANSWER CHOICES	RESPONSES	
Yes (1)	43.94%	29
No (2)	56.06%	37
TOTAL		66

How many weeks of a business slow down or shutdown would you estimate your business could survive before closing? *

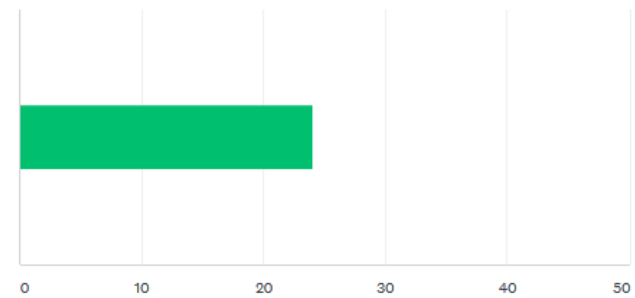
Answered: 61 Skipped: 26



ANSWER CHOICES	AVERAGE NUMBER	TOTAL NUMBER	RESPONSES
Responses	35	2,129	61

How many weeks of a business shutdown would you estimate your business could survive before closing? *

Answered: 53 Skipped: 21



ANSWER CHOICES	AVERAGE NUMBER	TOTAL NUMBER	RESPONSES
Responses	24	1,274	53

Have you contacted your bank about a bridge loan or other financing?

68 Answered

Yes: 19

No: 29

Unnecessary: 19

Lenders are not responding: 1

64 Answered

Yes: 28

No: 20

No Change: 14

Lenders are not responding: 0

Have you applied for an US Small Business Administration Economic Injury Disaster Loan?

63 Answered

Pending: 6

Successful: 5

Unsuccessful: 1

No: 45

Do Not Qualify: 2

Would like more information: 63

Have you applied for the Payroll Protection Program?

64 Answered

Pending: 3

Successful: 35

Unsuccessful: 1

No: 21

Do Not Qualify: 4

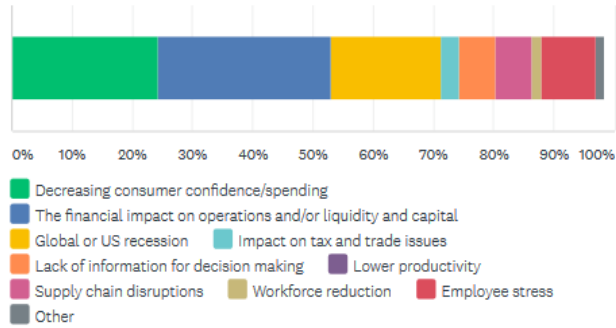
Would like more information: 0

Future

April Results

What are your top three concerns looking forward? (Check 3 only) *

Answered: 66 Skipped: 21

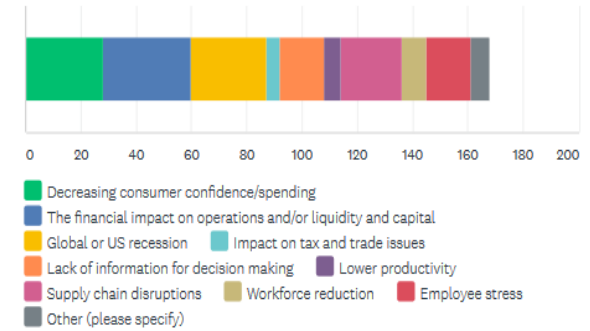


ANSWER CHOICES	RESPONSES
Decreasing consumer confidence/spending (1)	24.24% 16
The financial impact on operations and/or liquidity and capital (2)	28.79% 19
Global or US recession (3)	18.18% 12
Impact on tax and trade issues (4)	3.03% 2
Lack of information for decision making (5)	6.06% 4
Lower productivity (6)	0.00% 0
Supply chain disruptions (7)	6.06% 4
Workforce reduction (8)	1.52% 1
Employee stress (9)	9.09% 6
Other (10)	1.52% 1

May Results

What are your top three concerns looking forward? (Check 3 only) *

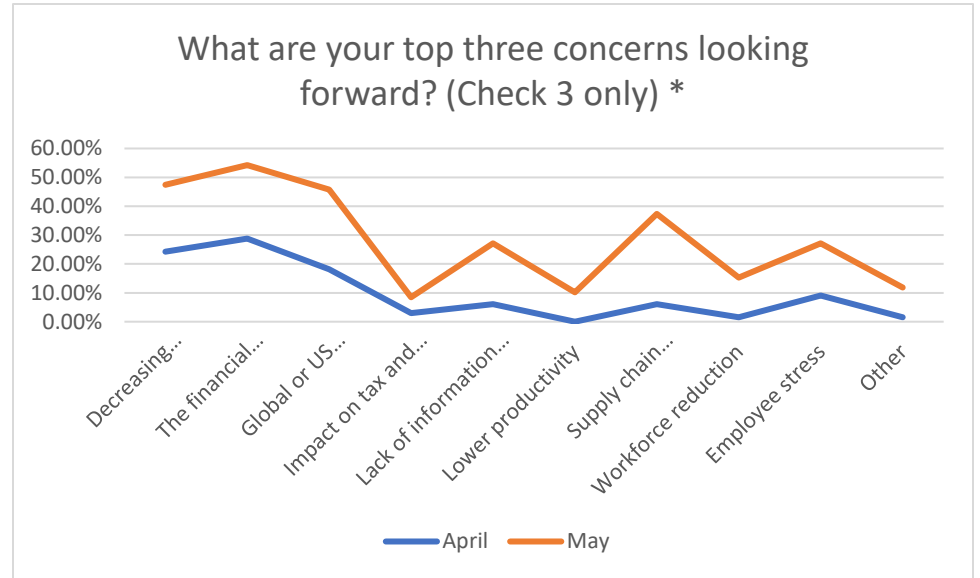
Answered: 59 Skipped: 15



ANSWER CHOICES	RESPONSES
Decreasing consumer confidence/spending	47.46% 28
The financial impact on operations and/or liquidity and capital	54.24% 32
Global or US recession	45.76% 27
Impact on tax and trade issues	8.47% 5
Lack of information for decision making	27.12% 16
Lower productivity	10.17% 6
Supply chain disruptions	37.29% 22
Workforce reduction	15.25% 9
Employee stress	27.12% 16
Other (please specify)	Responses 11.86% 7

What are your top three concerns looking forward?

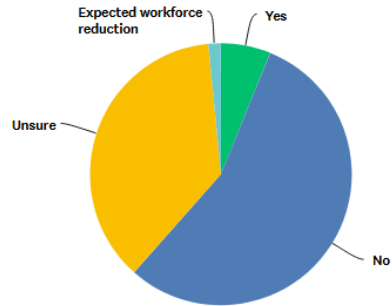
	April	May
Decreasing consumer confidence/spending	24.24%	47.46%
The financial impact on operations and/or liquidity and capital	28.79%	54.24%
Global or US recession	18.18%	45.76%
Impact on tax and trade issues	3.03%	8.47%
Lack of information for decision making	6.06%	27.12%
Lower productivity	0.00%	10.17%
Supply chain disruptions	6.06%	37.29%
Workforce reduction	1.52%	15.25%
Employee stress	9.06%	27.12%
Other	1.52%	11.86%



April Results
 May Results

In the next 3 months, do you anticipate any permanent reductions in your workforce? *

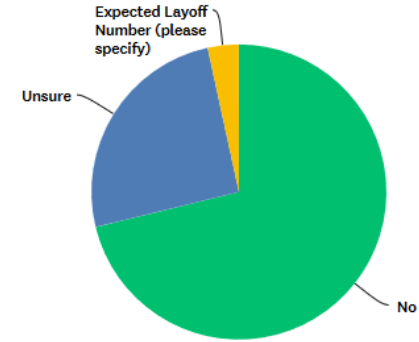
Answered: 65 Skipped: 22



ANSWER CHOICES	RESPONSES	
Yes (1)	6.15%	4
No (2)	55.38%	36
Unsure (3)	36.92%	24
Expected workforce reduction (4)	1.54%	1
TOTAL		65

In the next 3 months, do you anticipate any permanent reductions in your workforce? *

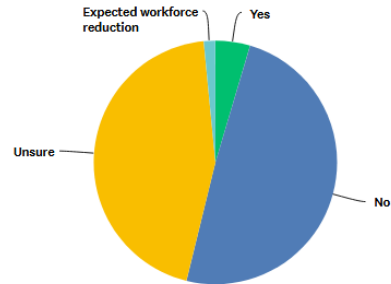
Answered: 59 Skipped: 15



ANSWER CHOICES	RESPONSES	
No	71.19%	42
Unsure	25.42%	15
Expected Layoff Number (please specify)	Responses 3.39%	2
TOTAL		59

In the next 6 months, do you anticipate any permanent reductions in your workforce? *

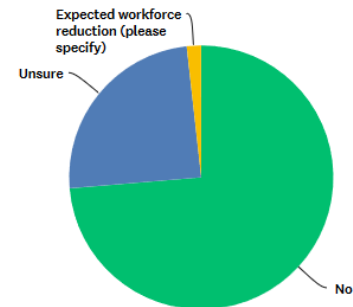
Answered: 65 Skipped: 22



ANSWER CHOICES	RESPONSES	
Yes (1)	4.62%	3
No (2)	49.23%	32
Unsure (3)	44.62%	29
Expected workforce reduction (4)	1.54%	1
TOTAL		65

In the next 6 months, do you anticipate any permanent reductions in your workforce? *

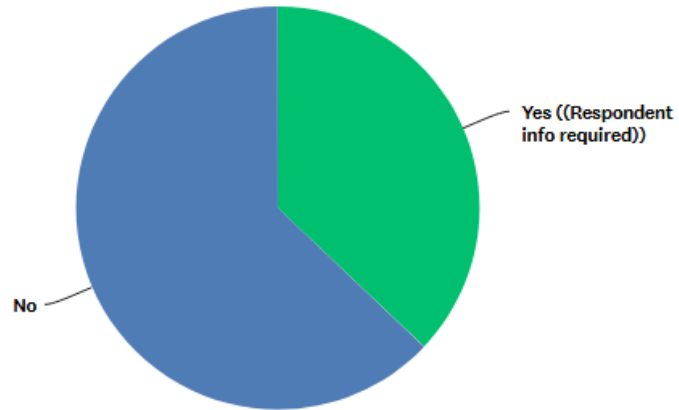
Answered: 57 Skipped: 17



ANSWER CHOICES	RESPONSES	
No	73.68%	42
Unsure	24.56%	14
Expected workforce reduction (please specify)	Responses 1.75%	1
TOTAL		57

Are you interested in an SBA Economic Injury Disaster Loan if or when they become available?

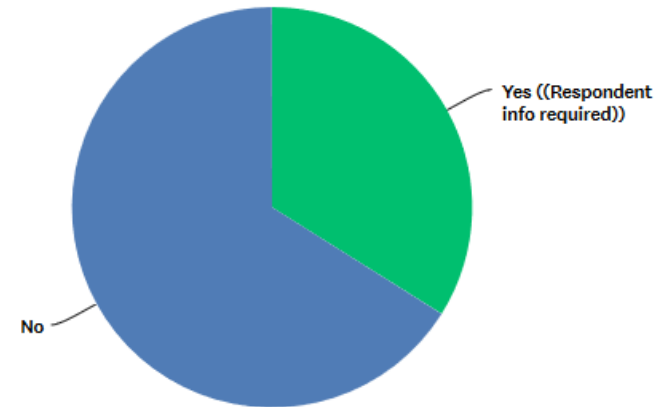
Answered: 62 Skipped: 25



ANSWER CHOICES	RESPONSES	
Yes ((Respondent info required)) (1)	37.10%	23
No (2)	62.90%	39
TOTAL		62

Are you interested in an SBA Economic Injury Disaster Loan if or when they become available?

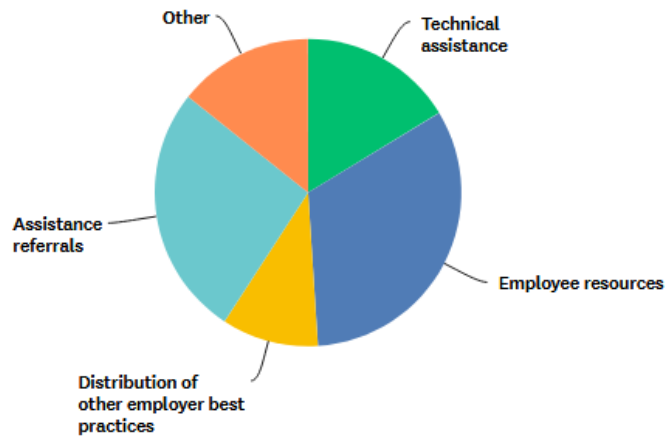
Answered: 56 Skipped: 18



ANSWER CHOICES	RESPONSES	
Yes ((Respondent info required))	33.93%	19
No	66.07%	37
TOTAL		56

What business supports would you think beneficial as we navigate this global challenge?

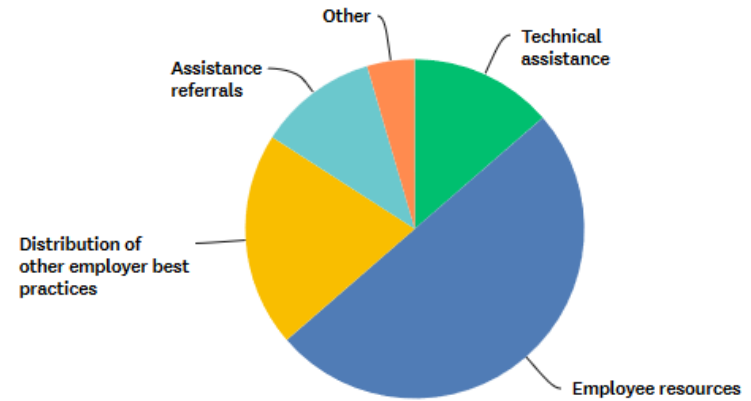
Answered: 49 Skipped: 38



ANSWER CHOICES	RESPONSES	
▼ Technical assistance (1)	16.33%	8
▼ Employee resources (2)	32.65%	16
▼ Distribution of other employer best practices (3)	10.20%	5
▼ Assistance referrals (4)	26.53%	13
▼ Other (5)	14.29%	7
TOTAL		49

What business supports would you think beneficial as we navigate this global challenge?

Answered: 44 Skipped: 30



ANSWER CHOICES	RESPONSES	
▼ Technical assistance	13.64%	6
▼ Employee resources	50.00%	22
▼ Distribution of other employer best practices	20.45%	9
▼ Assistance referrals	11.36%	5
▼ Other	4.55%	2
TOTAL		44

Is there a thought, concern, or action you would like to share or suggest?

Below is a sampling of comments mentioned - April

It is too soon to really see how this all impacts us in the long haul.

We want our York area customers to know we are open for takeout during this restricted time.

Give as much education/help navigating new legislation, stimulus

Importance of Cleaning

Thanks for being aware of the impacts we are facing!

Below is a sampling of comments mentioned - May

YCDC has done an excellent job of keeping up with all the changes and keeping membership and businesses informed

I know our regulars are looking forward to coming back but no one knows how safe it's going to be.

Time to go back to normal.

We need to get businesses reopened soon!

Please listen to the scientists and pass on the most current truthful information to us. How can we be the safest for our employees and for visitors?

Would you like YCDC Staff to reach out to you?

63 Answered

Yes: 8

No: 55

54 Answered

Yes: 8

No: 46

Which one of the following best describes your organization's primary industry? (Select one only.)

	April	May
<i>Accommodation and Food Services (hotels, bed and breakfasts, restaurants, bars, caterers, mobile food services, etc.)</i>	5	6
<i>Administrative Support and Waste Management and Remediation Services (i.e. administrative and support services, employment services, business support services, travel agencies, security services, janitorial services, landscaping services, waste management services)</i>	2	0
<i>Agriculture, Forestry, Fishing and Hunting (farming, crop production, animal production, fishing, etc.)</i>	2	3
<i>Arts, Entertainment and Recreation (i.e. performing arts, sports and fitness companies and facilities, artists, writers, performers, museums, tourism and historical sites, casinos, etc.)</i>	1	2
<i>Construction</i>	3	4
<i>Educational Services (i.e. elementary and secondary schools, colleges and universities, technical and trade schools, and educational support services)</i>		0
<i>Finance and Insurance</i>	7	4
<i>Health Care and Social Assistance (i.e. doctors and dentist offices, hospitals and clinics, home health care services, nursing care facilities, family services, child care services)</i>	5	8
<i>Information (i.e. newspapers, movie and sound recording, telecommunications, data processing, and hosting)</i>	1	1
<i>Manufacturing</i>	5	4
<i>Not sure</i>	0	1
<i>Other (please specify)</i>	7	5
<i>Other Services (i.e. automotive repair and services, equipment repair, barber/beauty shops, funeral services, dry cleaning, churches and religious organizations, civic and social organizations, business and professional associations, and labor union organizations)</i>	10	3
<i>Professional, Scientific, and Technical Services (i.e. legal services, accounting services, architectural and engineering services, computer system design services, consulting services, etc.)</i>	2	5
<i>Public Administration (local, state and federal governments and organizations)</i>	1	1
<i>Real Estate and Rental and Leasing</i>		1
<i>Retail Trade (i.e. auto dealers, furniture stores, hardware stores, grocery stores, pharmacies, gas stations/convenience stores, clothing stores, jewelry stores, gift stores, florists, office supplies, etc.)</i>	8	6
<i>Transportation and Warehousing (i.e. transportation services, warehousing and storage)</i>	1	1
<i>Utilities</i>	0	1
<i>Wholesale Trade (i.e. purchase or sale of goods for resale)</i>	1	3
TOTAL	61	59