

York County, Nebraska COVID-19 Business & Human Impact Assessment April 1, 2020 to April 6, 2020

Page 1: Survey Introduction:

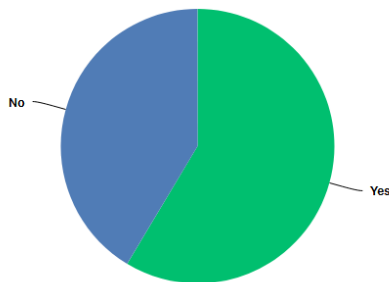
Q1 Respondent Information

- Answered: 87
- Skipped: 0

Q2

Are you the business owner?

Answered: 87 Skipped: 0



ANSWER CHOICES	RESPONSES	
Yes (1)	58.62%	51
No (2)	41.38%	36
TOTAL		87

Q3

If not, what is your leadership role?

Answered: 42 Skipped: 45

RESPONSES (42) **WORD CLOUD** TAGS (0)

Cloud View

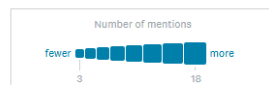
List View

Search responses



Customize

owner Office Director Branch Manager
Business Operations

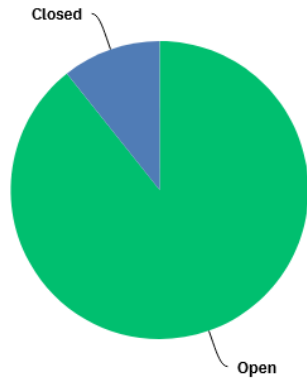


Page 2: Operations & Supply Chain

Q4

What is the current operating status of your business? *

Answered: 84 Skipped: 3

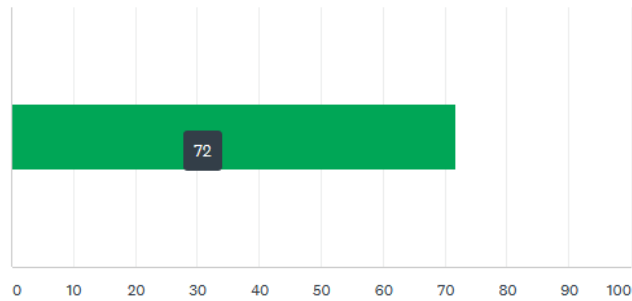


ANSWER CHOICES	RESPONSES
Open (1)	89.29% 75
Closed (2)	10.71% 9
TOTAL	84

Q5

((If open)) Current operating level (100% normal)

Answered: 75 Skipped: 12

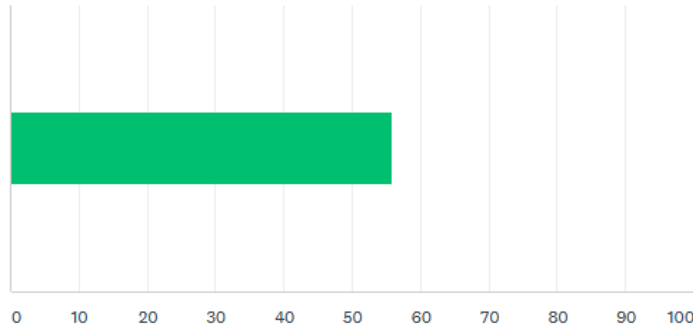


ANSWER CHOICES	AVERAGE NUMBER	TOTAL NUMBER	RESPONSES
Responses	72	5,386	75
Total Respondents: 75			

Q6

((If open)) What is your current remote operating level (100% Normal)

Answered: 66 Skipped: 21

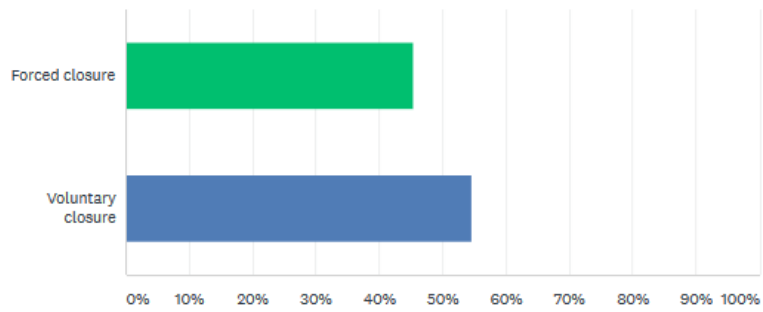


ANSWER CHOICES	AVERAGE NUMBER	TOTAL NUMBER	RESPONSES
Responses	56	3,684	66

Q7

((If closed)) Was the decision to close

Answered: 11 Skipped: 76



ANSWER CHOICES	RESPONSES
▼ Forced closure (1)	45.45% 5
▼ Voluntary closure (2)	54.55% 6
TOTAL	11

Q8

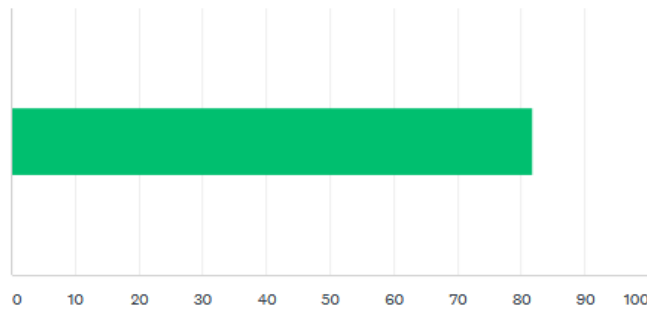
Date of Closure

3/10/2020	3/17/2020	3/28/2020
3/14/2020	3/17/2020	3/27/2020
3/16/2020	3/18/2020	4/6/2020
3/17/2020	3/19/2020	7/4/2020 – typo?

Q9

What percentage of your supplies/services are you able to receive?

Answered: 78 Skipped: 9

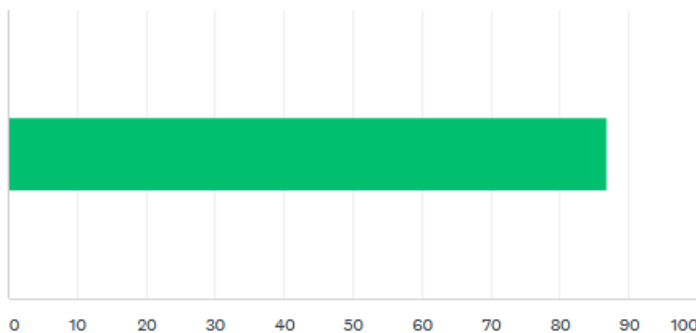


ANSWER CHOICES	AVERAGE NUMBER	TOTAL NUMBER	RESPONSES
Responses	82	6,388	78

Q10

What percentage of your goods or services are you able to ship/deliver?

Answered: 69 Skipped: 18



ANSWER CHOICES	AVERAGE NUMBER	TOTAL NUMBER	RESPONSES
Responses	87	5,985	69

Page 3: Workforce

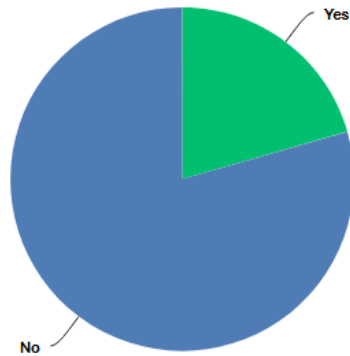
Q11 What is your current total employee count?

1	2	2	1	212	3
2	2	3	2	8	1
10	485	3	3	12	1
1	260	6	13	4	10
2	5	6	4	6	2
4	2	4	1	3	240
4	0	4	7	9	25
14	61	20	40	6	3
3	1	14	3	4	12
28	2	7	4	1	
16	1	3	6	5	
2	1	2	2	3	
5	43	8	18	6	

Q12

Has your employee count changed due to COVID-19 specifically?

Answered: 73 Skipped: 14



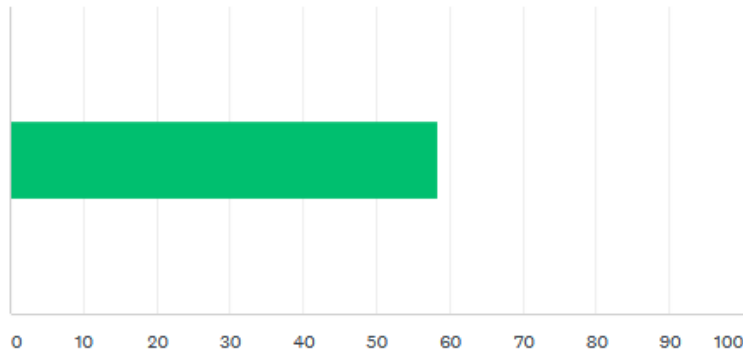
ANSWER CHOICES	RESPONSES	
Yes (1)	20.55%	15
No (2)	79.45%	58
TOTAL		73

Q13 – If yes, workforce change

								Total –
New hires	2	1	0	0	0	0	0	3
Laid off	3	2	3	2	1	2	2	13
Terminated	2	0	0	0	0	0	0	2

Q14 If employees are temporarily not reporting for work, what percentage will be paid during the work hiatus? *

Answered: 36 Skipped: 51



ANSWER CHOICES	AVERAGE NUMBER	TOTAL NUMBER	RESPONSES
Responses	58	2,102	36

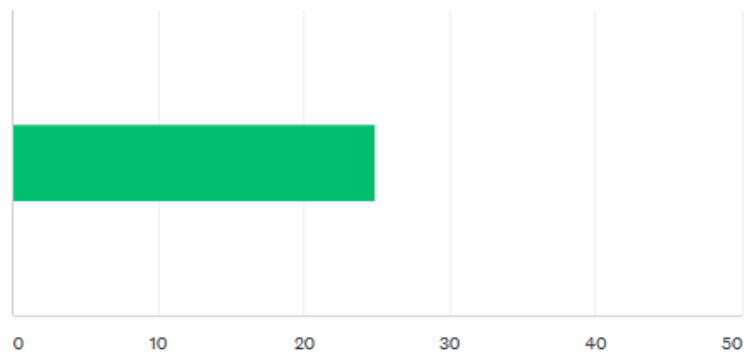
Q15 If any employees are paid, approximately how many weeks will they be compensated? *

27 Answers - varied across the board. Below are a sampling.

- Right now, none are being compensated, but if we qualify for PPP, we'll rehire those for the 8 weeks.
- 2 extra if COVID related
- If I have to close, I don't get paid at all
- Several said 0, or only what is accumulated with their sick and vacation leave
- Overall, it ranged to no pay, to paid throughout the crisis.

Q16 What percentage of your workforce is currently working remotely?

Answered: 53 Skipped: 34

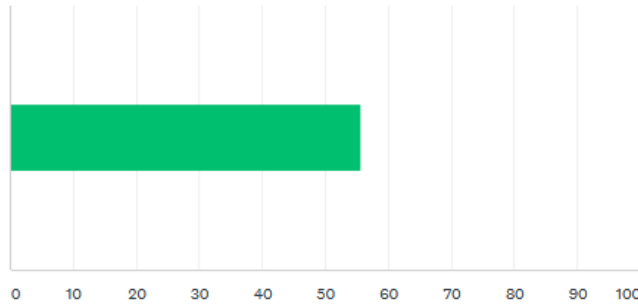


ANSWER CHOICES	AVERAGE NUMBER	TOTAL NUMBER	RESPONSES
Responses	25	1,317	53

Q17

What percentage of your workforce is unable to work remotely?

Answered: 60 Skipped: 27

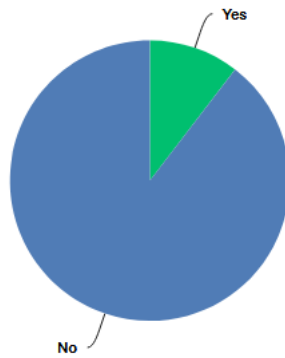


ANSWER CHOICES	AVERAGE NUMBER	TOTAL NUMBER	RESPONSES
Responses	56	3,337	60

Q18

Is the company providing any temporary aid to unpaid employees during their furlough? *

Answered: 48 Skipped: 39

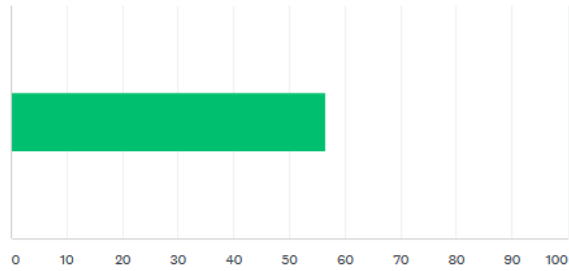


ANSWER CHOICES	RESPONSES
Yes (1)	10.42% 5
No (2)	89.58% 43
TOTAL	48

Q19

On a scale of 1-7 how would you evaluate workforce morale today? *

Answered: 72 Skipped: 15



ANSWER CHOICES	AVERAGE NUMBER	TOTAL NUMBER	RESPONSES
Responses	56	4,062	72
Total Respondents: 72			

Q20

In addition to general health, what is your greatest concern for employees during this time of emergency? *

Answered: 58 Skipped: 29

RESPONSES (58) **WORD CLOUD** TAGS (0)

Cloud View List View

Search responses

Customize

continue pay bills able stay Financial paid
keep work will stress Mental health job
income

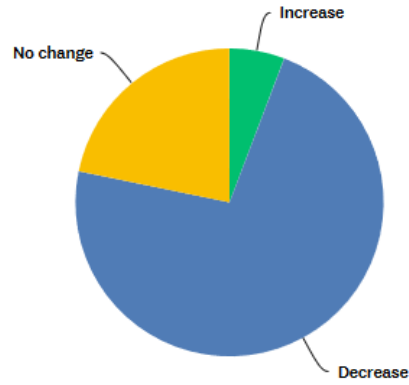
Other Comments: Morale and concern for their families. Hoping that no one comes in here that has been infected and gets the rest of us ill., Being able to provide for their families, We work hard, and we are tired, The uncertainty of remaining open, Emotional Well Being, How will they pay their bills? Financial well being

Page 4: Finance

Q21

Has your company's weekly revenue experienced an increase or decrease as a result of COVID-19? *

Answered: 69 Skipped: 18

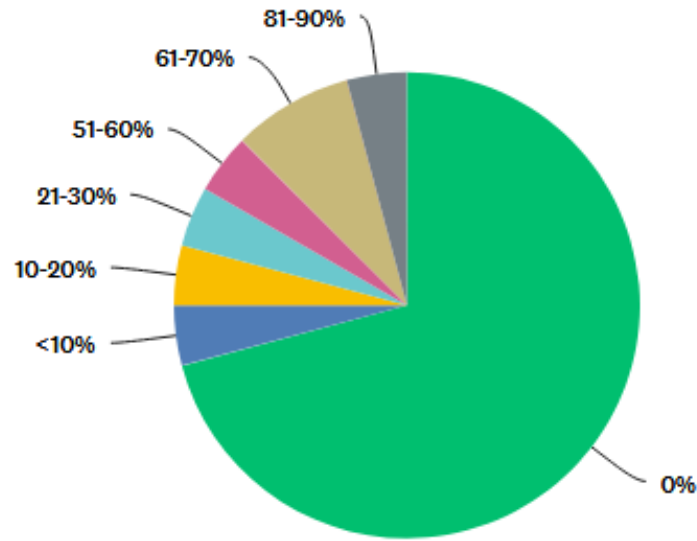


ANSWER CHOICES	RESPONSES	
▼ Increase (1)	5.80%	4
▼ Decrease (2)	72.46%	50
▼ No change (3)	21.74%	15
TOTAL		69

Q22

If increased, please estimate the percent increase.

Answered: 24 Skipped: 63

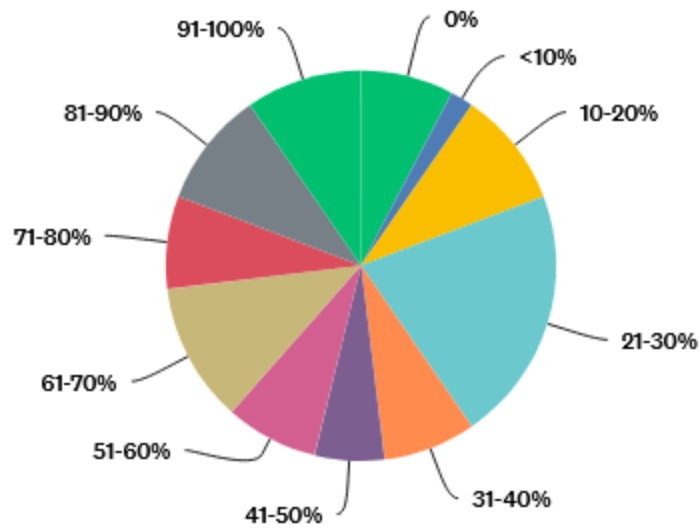


ANSWER CHOICES	RESPONSES
0% (1)	70.83% 17
<10% (2)	4.17% 1
10-20% (3)	4.17% 1
21-30% (4)	4.17% 1
31-40% (5)	0.00% 0
41-50% (6)	0.00% 0
51-60% (7)	4.17% 1
61-70% (8)	8.33% 2
71-80% (9)	0.00% 0
81-90% (10)	4.17% 1
91-100% (11)	0.00% 0
TOTAL	24

Q23

If Decreased, please estimate your decrease in revenue

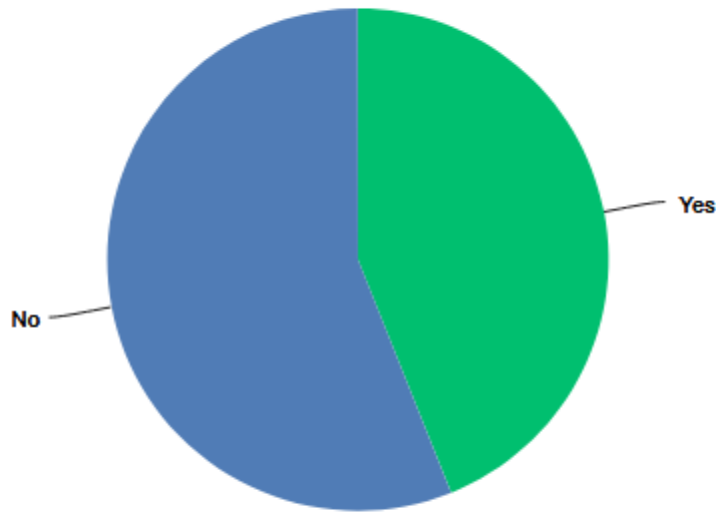
Answered: 52 Skipped: 35



ANSWER CHOICES	RESPONSES
▼ 0% (1)	7.69% 4
▼ <10% (2)	1.92% 1
▼ 10-20% (3)	9.62% 5
▼ 21-30% (4)	21.15% 11
▼ 31-40% (5)	7.69% 4
▼ 41-50% (6)	5.77% 3
▼ 51-60% (7)	7.69% 4
▼ 61-70% (8)	11.54% 6
▼ 71-80% (9)	7.69% 4
▼ 81-90% (10)	9.62% 5
▼ 91-100% (11)	9.62% 5
TOTAL	52

Q24 Do you have standing lines of credit to help bridge this business interruption?

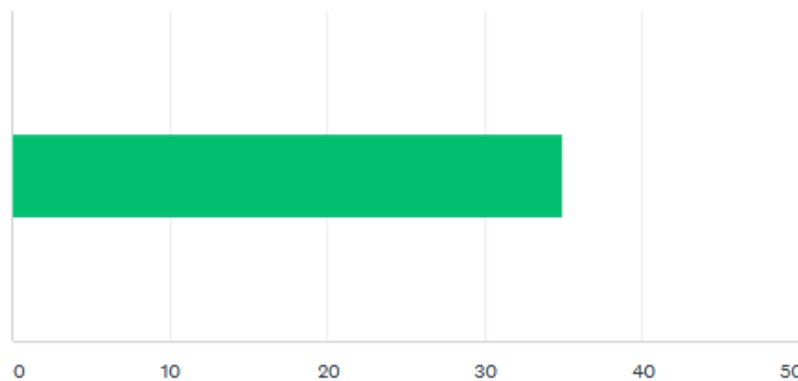
Answered: 66 Skipped: 21



ANSWER CHOICES	RESPONSES
Yes (1)	43.94% 29
No (2)	56.06% 37
TOTAL	66

Q25 How many weeks of a business slow down or shutdown would you estimate your business could survive before closing? *

Answered: 61 Skipped: 26

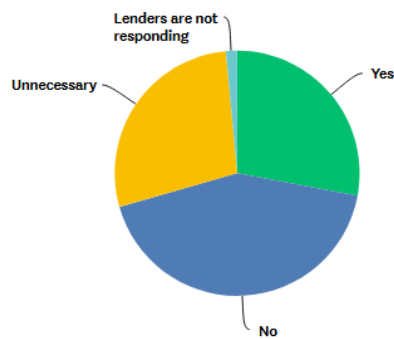


ANSWER CHOICES	AVERAGE NUMBER	TOTAL NUMBER	RESPONSES
Responses	35	2,129	61

Q26

Have you contacted your bank about a bridge loan or other financing?

Answered: 68 Skipped: 19



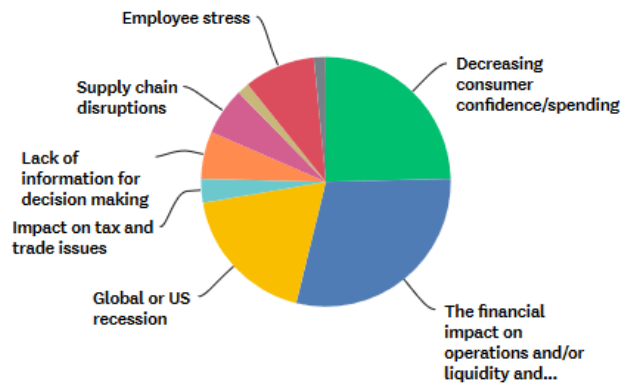
ANSWER CHOICES	RESPONSES	
Yes (1)	27.94%	19
No (2)	42.65%	29
Unnecessary (3)	27.94%	19
Lenders are not responding (4)	1.47%	1
TOTAL		68

Page 5: Future

Q27

What are your top three concerns looking forward? (Check 3 only) *

Answered: 66 Skipped: 21



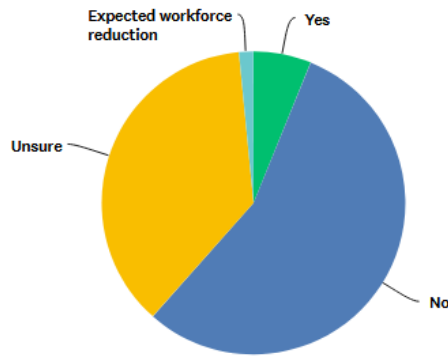
ANSWER CHOICES	RESPONSES	
Decreasing consumer confidence/spending (1)	24.24%	16
The financial impact on operations and/or liquidity and capital (2)	28.79%	19
Global or US recession (3)	18.18%	12
Impact on tax and trade issues (4)	3.03%	2
Lack of information for decision making (5)	6.06%	4
Lower productivity (6)	0.00%	0
Supply chain disruptions (7)	6.06%	4
Workforce reduction (8)	1.52%	1
Employee stress (9)	9.09%	6
Other (10)	1.52%	1
TOTAL		66

[Comments \(8\)](#)

Q28

In the next 3 months, do you anticipate any permanent reductions in your workforce? *

Answered: 65 Skipped: 22

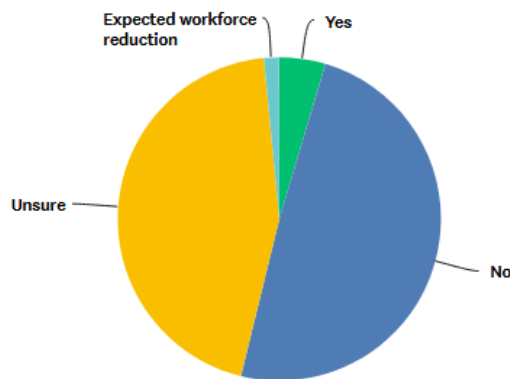


ANSWER CHOICES	RESPONSES
▼ Yes (1)	6.15% 4
▼ No (2)	55.38% 36
▼ Unsure (3)	36.92% 24
▼ Expected workforce reduction (4)	1.54% 1
TOTAL	65

Q29

In the next 6 months, do you anticipate any permanent reductions in your workforce? *

Answered: 65 Skipped: 22

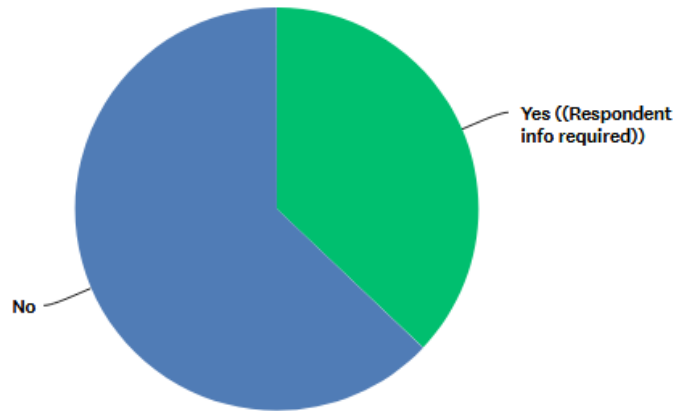


ANSWER CHOICES	RESPONSES
▼ Yes (1)	4.62% 3
▼ No (2)	49.23% 32
▼ Unsure (3)	44.62% 29
▼ Expected workforce reduction (4)	1.54% 1
TOTAL	65

Q30

Are you interested in an SBA Economic Injury Disaster Loan if or when they become available?

Answered: 62 Skipped: 25

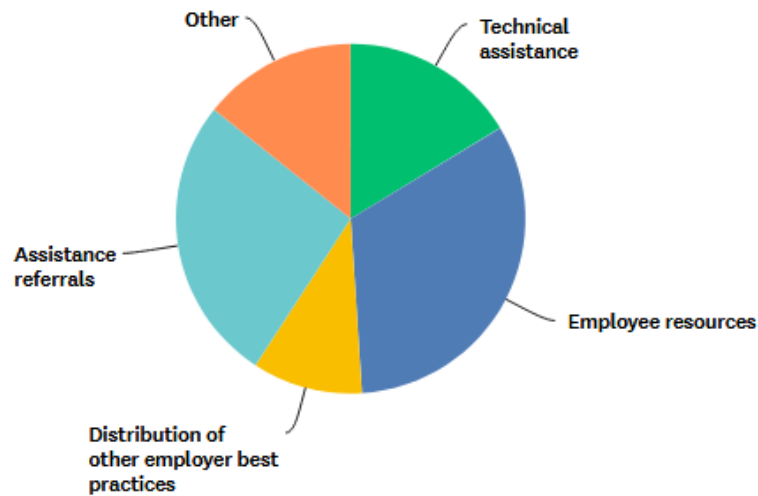


ANSWER CHOICES	RESPONSES
Yes ((Respondent info required)) (1)	37.10% 23
No (2)	62.90% 39
TOTAL	62

Q31

What business supports would you think beneficial as we navigate this global challenge?

Answered: 49 Skipped: 38



ANSWER CHOICES	RESPONSES
Technical assistance (1)	16.33% 8
Employee resources (2)	32.65% 16
Distribution of other employer best practices (3)	10.20% 5
Assistance referrals (4)	26.53% 13
Other (5)	14.29% 7
TOTAL	49

Q32: Is there a thought, concern, or action you would like to share or suggest?

Below is a sampling of comments mentioned

It is too soon to really see how this all impacts us in the long haul.

We want our York area customers to know we are open for takeout during this restricted time.

Give as much education/help navigating new legislation, stimulus

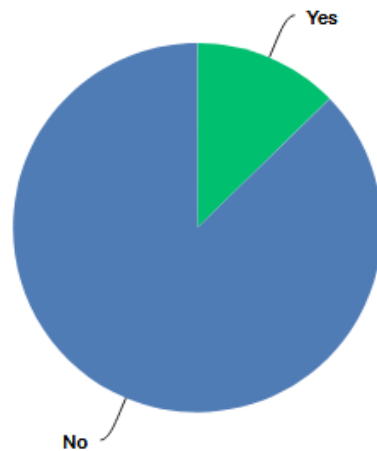
Importance of Cleaning

Thanks for being aware of the impacts we are facing!

Q33

Would you like YCDC Staff to reach out to you?

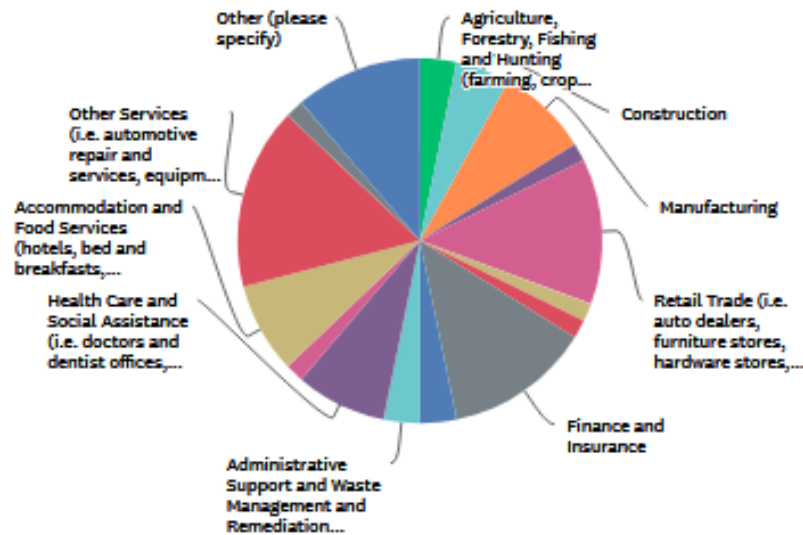
Answered: 63 Skipped: 24



ANSWER CHOICES	RESPONSES
Yes (1)	12.70% 8
No (2)	87.30% 55
TOTAL	63

Which one of the following best describes your organization's primary industry? (Select one only.)

Answered: 62 Skipped: 25



ANSWER CHOICES	RESPONSES
▼ Agriculture, Forestry, Fishing and Hunting (farming, crop production, animal production, fishing, etc.) (1)	3.23% 2
▼ Mining, Quarrying, and Oil and Gas Extraction (2)	0.00% 0
▼ Utilities (3)	0.00% 0
▼ Construction (4)	4.84% 3
▼ Manufacturing (5)	8.06% 5
▼ Wholesale Trade (i.e. purchase or sale of goods for resale) (6)	1.61% 1
▼ Retail Trade (i.e. auto dealers, furniture stores, hardware stores, grocery stores, pharmacies, gas stations/convenience stores, clothing stores, jewelry stores, gift stores, florists, office supplies, etc.) (7)	12.90% 8
▼ Transportation and Warehousing (i.e. transportation services, warehousing and storage) (8)	1.61% 1
▼ Information (i.e. newspapers, movie and sound recording, telecommunications, data processing, and hosting) (9)	1.61% 1
▼ Finance and Insurance (10)	12.90% 8
▼ Real Estate and Rental and Leasing (11)	0.00% 0
▼ Professional, Scientific, and Technical Services (i.e. legal services, accounting services, architectural and engineering services, computer system design services, consulting services, etc.) (12)	3.23% 2
▼ Management of Companies and Enterprises (i.e. management and holding companies) (13)	0.00% 0
▼ Administrative Support and Waste Management and Remediation Services (i.e. administrative and support services, employment services, business support services, travel agencies, security services, janitorial services, landscaping services, waste management services) (14)	3.23% 2
▼ Educational Services (i.e. elementary and secondary schools, colleges and universities, technical and trade schools, and educational support services) (15)	0.00% 0
▼ Health Care and Social Assistance (i.e. doctors and dentist offices, hospitals and clinics, home health care services, nursing care facilities, family services, child care services) (16)	8.06% 5
▼ Arts, Entertainment and Recreation (i.e. performing arts, sports and fitness companies and facilities, artists, writers, performers, museums, tourism and historical sites, casinos, etc.) (17)	1.61% 1
▼ Accommodation and Food Services (hotels, bed and breakfasts, restaurants, bars, caterers, mobile food services, etc.) (18)	8.06% 5
▼ Other Services (i.e. automotive repair and services, equipment repair, barber/beauty shops, funeral services, dry cleaning, churches and religious organizations, civic and social organizations, business and professional associations, and labor union organizations) (19)	16.13% 10
▼ Public Administration (local, state and federal governments and organizations) (20)	1.61% 1
▼ Not sure (21)	0.00% 0
▼ Other (please specify) (22)	Responses 11.29% 7
TOTAL	62